

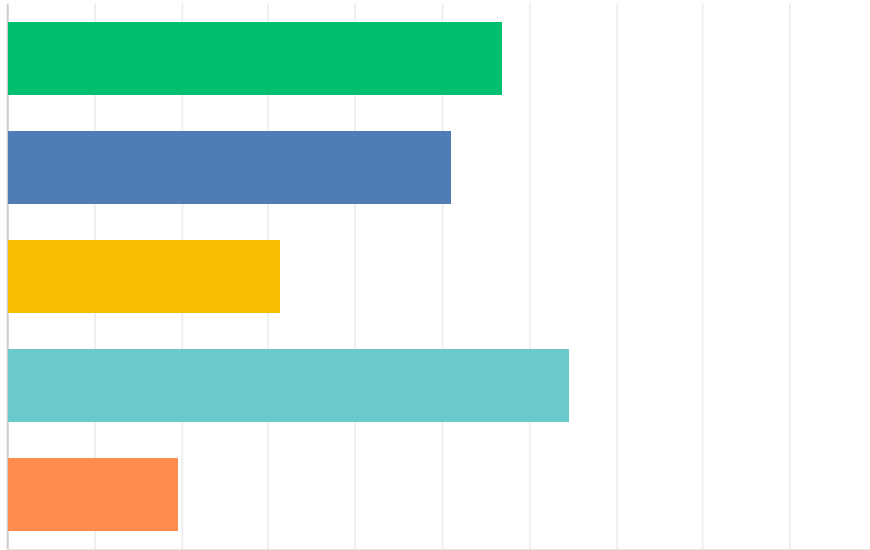
Q3 What would you be interested in receiving professional development on during the 2020-2021 school year?

Answered: 51 Skipped: 0

AE	C	C	E	E		
Suggestion 1					100.00%	51
Suggestion 2					70.59%	36
Suggestion 3					45.10%	23

Q4 When would be the best times for your to attend PD opportunities?

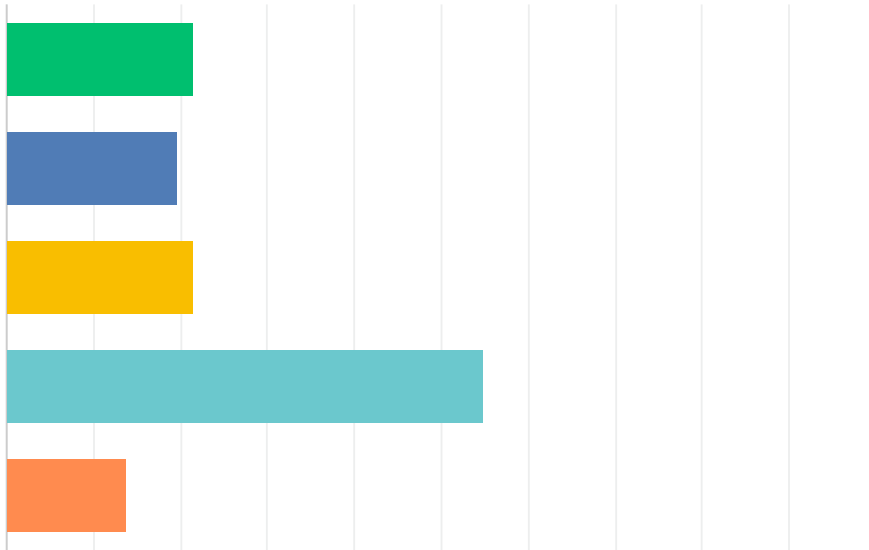
Answered: 51 Skipped: 0



	56.86%	29
	50.98%	26
	31.37%	16
	64.71%	33
	19.61%	10
Total Respondents: 51		

Q6 NBSLS has provided access to a variety of Rosen eBook titles (Cyber Smarts - 1 Title, Spotlight on Immigration and Migration - 4 Titles, Earth Science - 3 Titles, Native Americans - 1 Title, Spotlight on NY - 5 Titles, Spotlight on Civil Rights Movement - 8 Titles for the past FIVE years and will continue to add to the collection. Please include all types of use.

Answered: 51 Skipped: 0



AE	C	C	E	E			
					Classes in the school library	21.57%	11
					In the classroom	19.61%	10
					Home use	21.57%	11
					Not used	54.90%	28
					Other, please specify	13.73%	7
Total Respondents: 51							

Q9 I have used Nassau BOCES SLS InterLibrary Loan service for: [select all that apply]

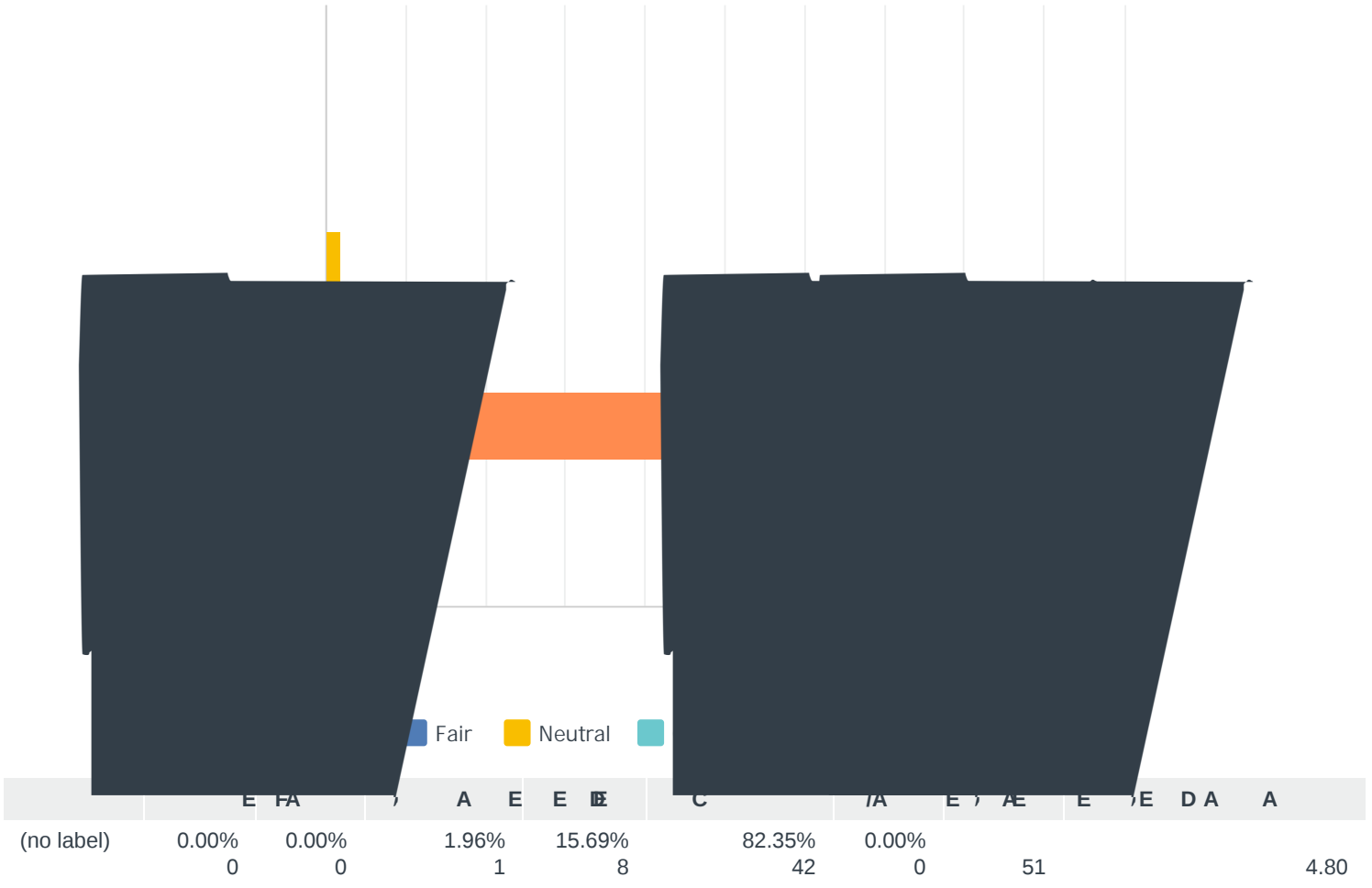
Answered: 51 Skipped: 0



	21.57%	11
	17.65%	9
	29.41%	15
	7.84%	4
	1.96%	1
	7.84%	4
	49.02%	25
Total Respondents: 51		

Q11 NBSLS keeps me adequately informed through listserv, email, Twitter, liaison meetings, user group meetings, etc.

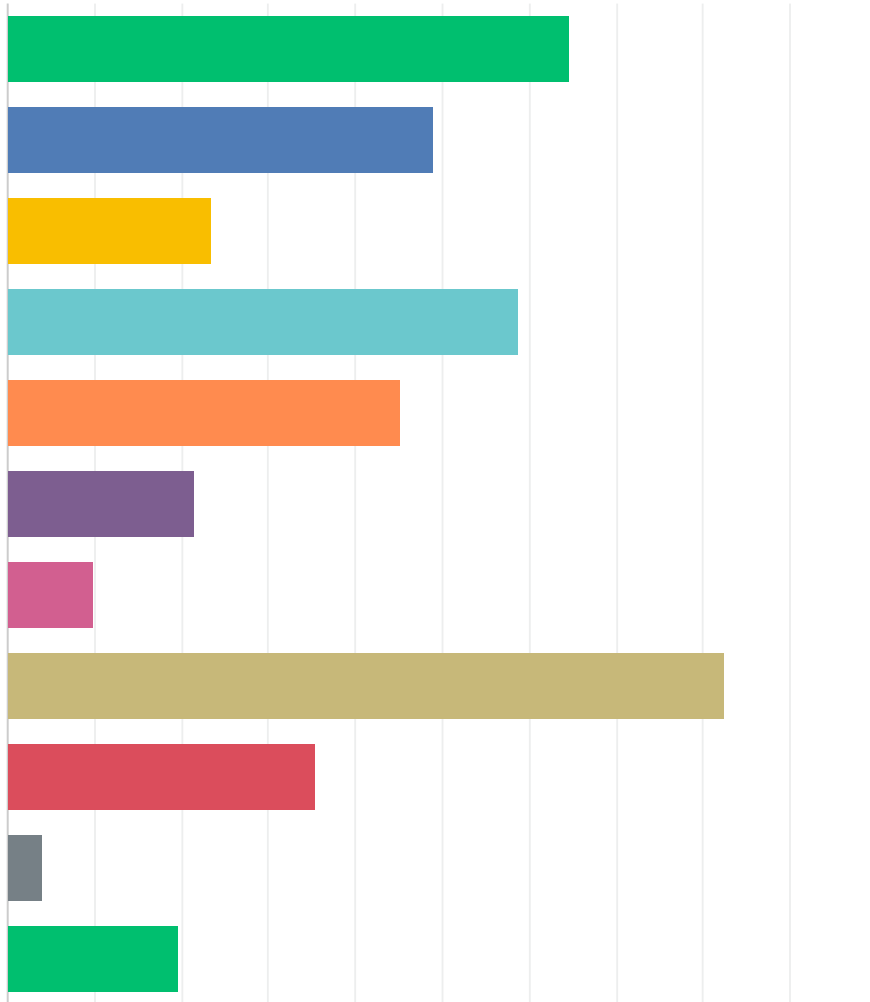
Answered: 51 Skipped: 0



	29.41%	15
	80.39%	41
	60.78%	31
	39.22%	20

Q13 What evidence do you collect to demonstrate the effectiveness, usefulness of the school library to the administration?

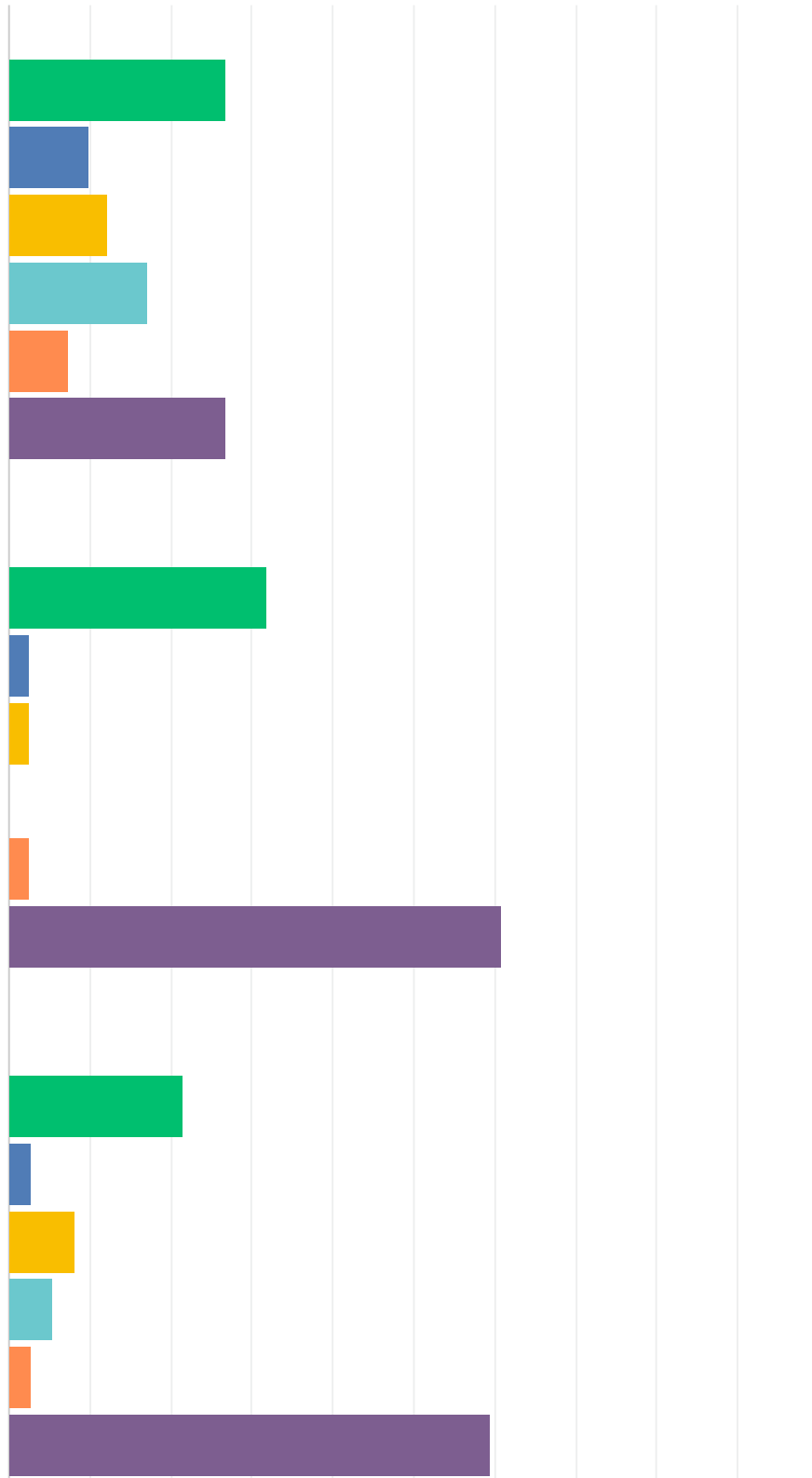
Answered: 51 Skipped: 0

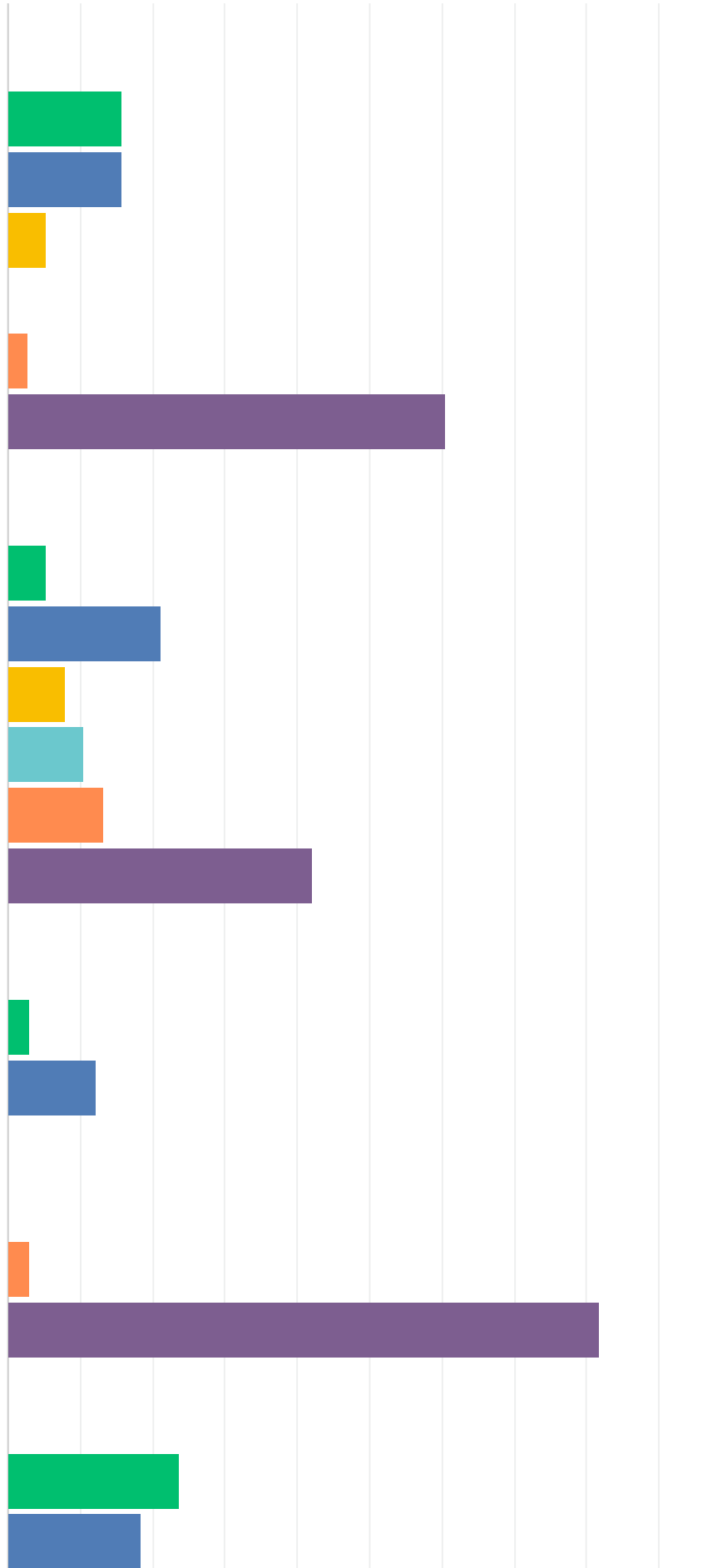


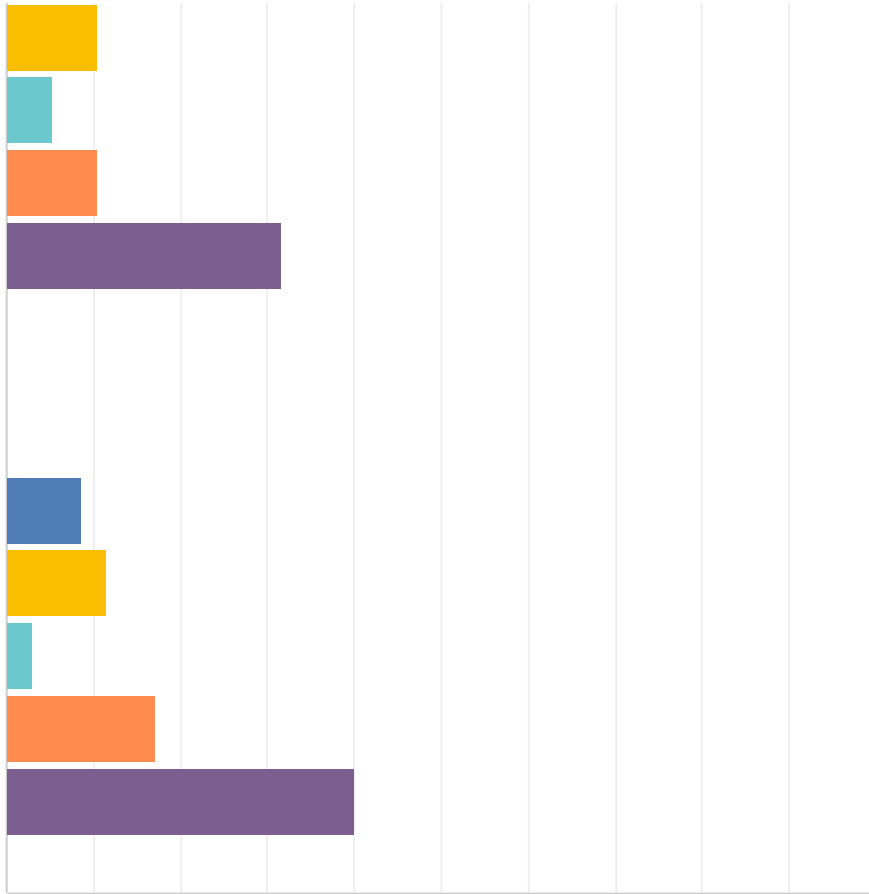
AE	C	C	E	E
Number of classes taught			64.71%	33
Student walk-ins			49.02%	25
Grades or progress reports			23.53%	12
Circulation statistics			58.82%	30
End of Year report			45.10%	23
SLMPE (School Library Media Program Evaluation)			21.57%	11
Surveys and interviews			9.80%	5
Direct observation			82.35%	42
Student artifacts / portfolios			35.29%	18
I do not collect any evidence			3.92%	2
Other (please specify)			19.61%	10
Total Respondents: 51				

Q14 Professional Development is one part of the service provided by School Library System for school librarians. Please select the number of events you were able to attend.

Answered: 45 Skipped: 6



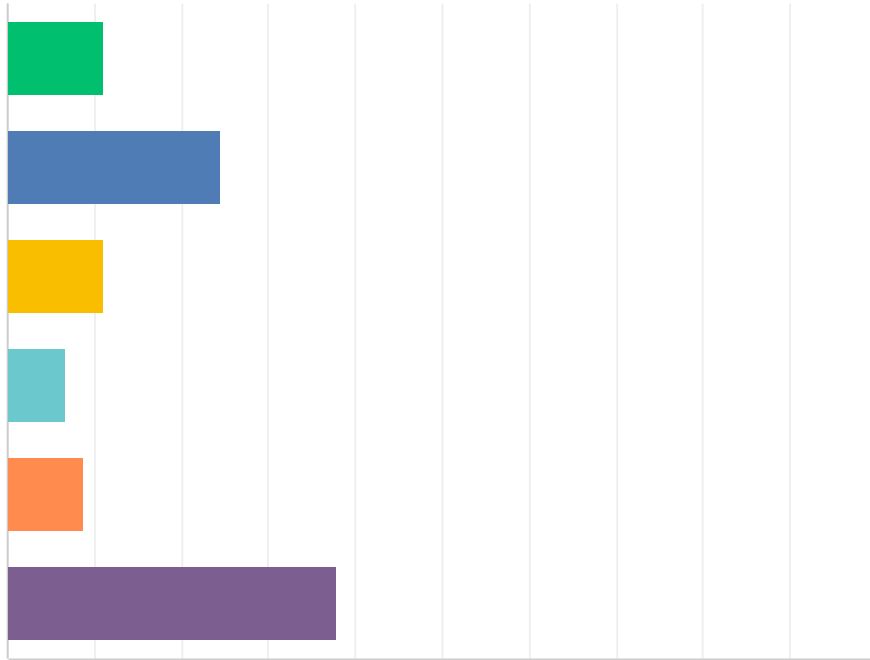




	26.83%	9.76%	12.20%	17.07%	7.32%	26.83%	41	2.57
	11	4	5	7	3	11		
	31.71%	2.44%	2.44%	0.00%	2.44%	60.98%	41	1.44
	13	1	1	0	1	25		
	21.62%	2.70%	8.11%	5.41%	2.70%	59.46%	37	2.13
	8	1	3	2	1	22		
	15.79%	15.79%	5.26%	0.00%	2.63%	60.53%	38	1.93
	6	6	2	0	1	23		
	5.26%	21.05%	7.89%	10.53%	13.16%	42.11%	38	3.09
	2	8	3	4	5	16		
	3.03%	12.12%	0.00%	0.00%	3.03%	81.82%	33	2.33
	1	4	0	0	1	27		
	23.68%	18.42%	10.53%	5.26%	10.53%	31.58%	38	2.42
	9	7	4	2	4	12		
	20.00%	8.57%	11.43%	2.86%	17.14%	40.00%	35	2.81
	7	3	4	1	6	14		

Q15 Which Liaison meeting best met your needs to improve your school library program? Please see <http://www.nassauboces.org/Page/7157> for Agendas.

Answered: 45 Skipped: 6



	11.11%	5
	24.44%	11
	11.11%	5
	6.67%	3
	8.89%	4
	37.78%	17
TOTAL		45

Q18 Your responses will remain confidential:

Answered: 32 Skipped: 19

AE	C	C	E	E		
Name:					100.00%	32
District:					96.88%	31
School:					96.88%	31
Email Address:					100.00%	32